

Osram Valves

Made in England.

TYPE VMS4 TYPE VMS4B

“ VARIABLE MU ”
SCREEN GRID HIGH FREQUENCY
AMPLIFYING VALVES
With Indirectly Heated Cathode
(For operation from A.C. mains).



Maximum Dimensions :
Overall length (including pins)
140 m m.

Diameter of bulb
45 m m.

The OSRAM VMS4 is a screen grid valve with characteristics primarily designed to reduce cross modulation and to permit easy control of a large range of signal input voltages.

It is intended to be employed as a screen grid H.F. or Intermediate Frequency amplifier in which the volume control is affected by means of variation to grid bias.

The maximum mutual conductance may conveniently be limited to any desired extent by choice of the fixed value of bias resistance in the cathode lead.

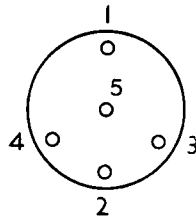
Particular features of the Osram VMS4 are linearity of the characteristic, extremely low grid-anode capacity, and long operating grid base.

Features of the OSRAM VMS4B are high grid volt-mutual conductance ratio, giving full control of magnification with relatively small grid bias, linearity of characteristic, extremely low grid-anode capacity, and high value of maximum conductance.

CHARACTERISTICS.

| | VMS4 | | | | VMS4B | | | |
|-------------------------------------|---------------------------------|------|-----|------------|---------------------------------|-----|-------|-----------|
| Heater Volts | 4.0 | .. | .. | .. | 4.0 | .. | .. | .. |
| Heater Current | 1.0 amp. approx. | .. | .. | .. | 1.0 amp. approx. | .. | .. | .. |
| Anode Volts | 250 max. | .. | .. | .. | 250 max. | .. | .. | .. |
| Screen Volts | 80 max. | .. | .. | .. | 80 max. | .. | .. | .. |
| Grid Volts | 0 | -1 | -3 | -40 | 0 | -1 | -3 | -15 |
| Anode Current average | 14.0 | 11.0 | 7.5 | 0.08 ma. | 8.0 | 5.2 | 2.1 | 0.2 ma. |
| Screen Current average | 3.0 | 2.5 | 1.7 | — | 1.5 | 1.1 | 0.6 | — |
| Mutual Conductance .. | 2.4 | 2.1 | 1.5 | 0.04 mA/v. | 2.9 | 2.4 | 0.8 | 0.04 mA/v |
| Fixed Bias Resistance | — | 50 | 300 | ohms | — | 150 | 1,000 | ohms. |
| Inter-electrode Capacities : | | | | | | | | |
| Grid-Anode (others earthed) | 0.0024 micro-microfarad approx. | | | | 0.0025 micro-microfarad approx. | | | |
| Grid—other electrodes | 11.25 | .. | .. | .. | 12.0 | .. | .. | .. |
| Anode—other electrodes | 7.7 | .. | .. | .. | 8.1 | .. | .. | .. |
| | (taken on metallised valve). | | | | | | | |

For prices see
pages 126-129.



View looking on
underside of base.

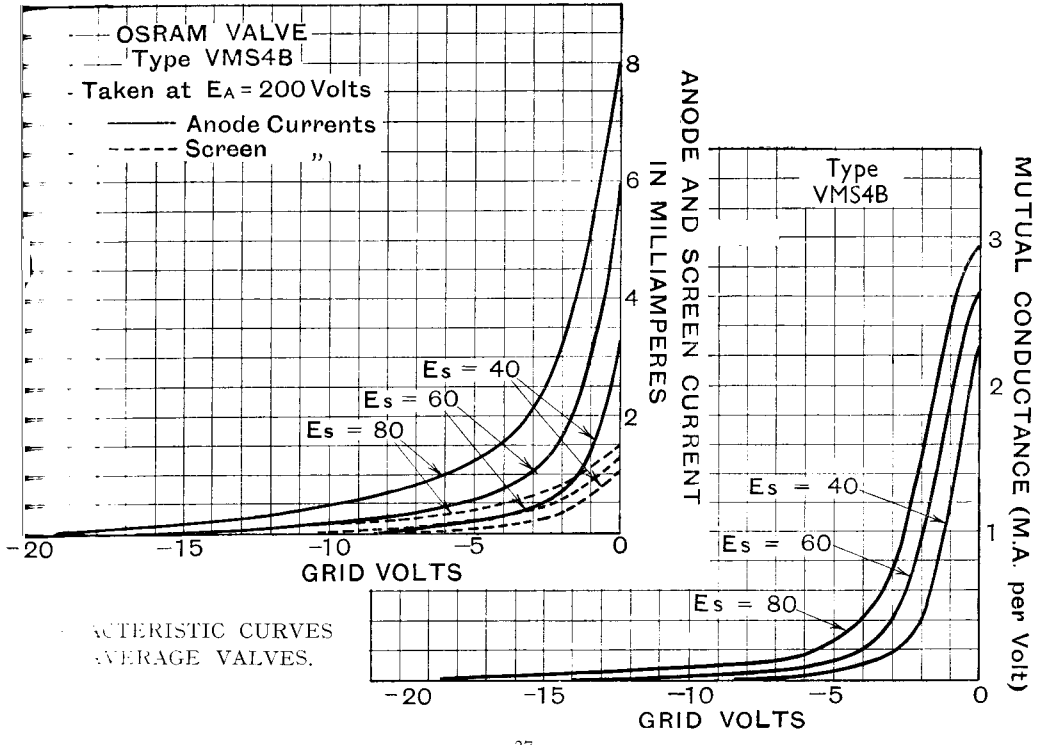
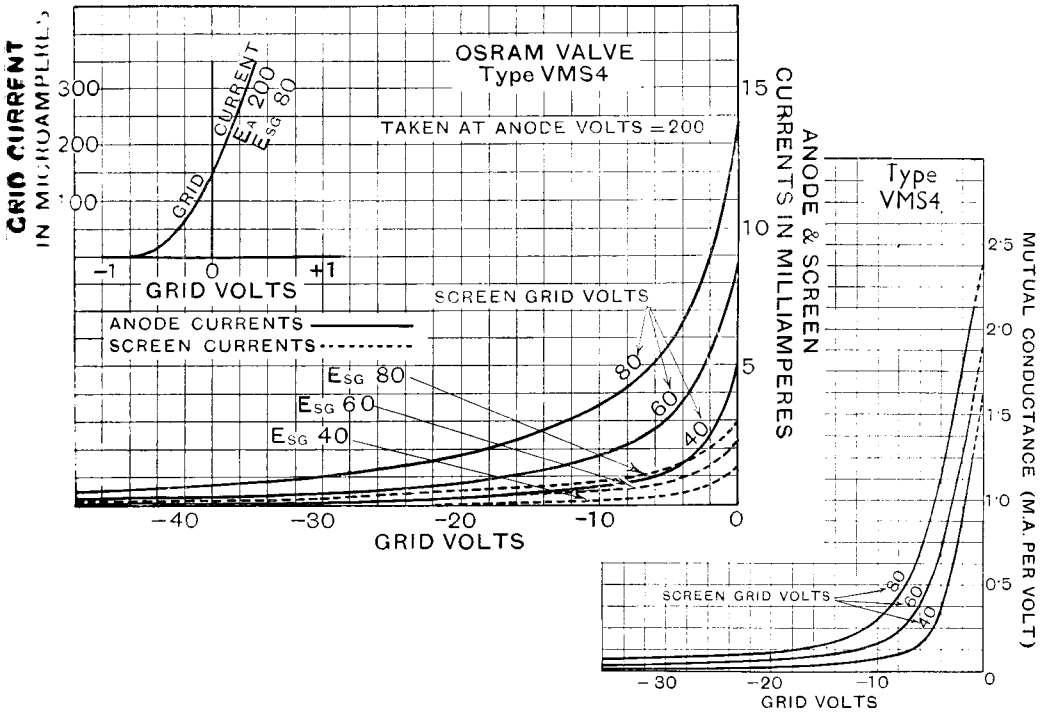
BASE, 5-PIN.

- 1: Screen
- 2: Grid
- 3: Heater
- 4: Heater
- 5: Cathode & Metallising

Top Cap : Anode

Types VMS4 and VMS4B can be supplied with either clear or metallised bulbs, according to requirements.

TYPE VMS4 TYPE VMS4B



CHARACTERISTIC CURVES
AVERAGE VALVES.